


# ELECTRIC COOPERATIVES CHILDREN'S ACTIVITY BOOK



© NRECA

# SEVEN COOPERATIVE PRINCIPLES

---

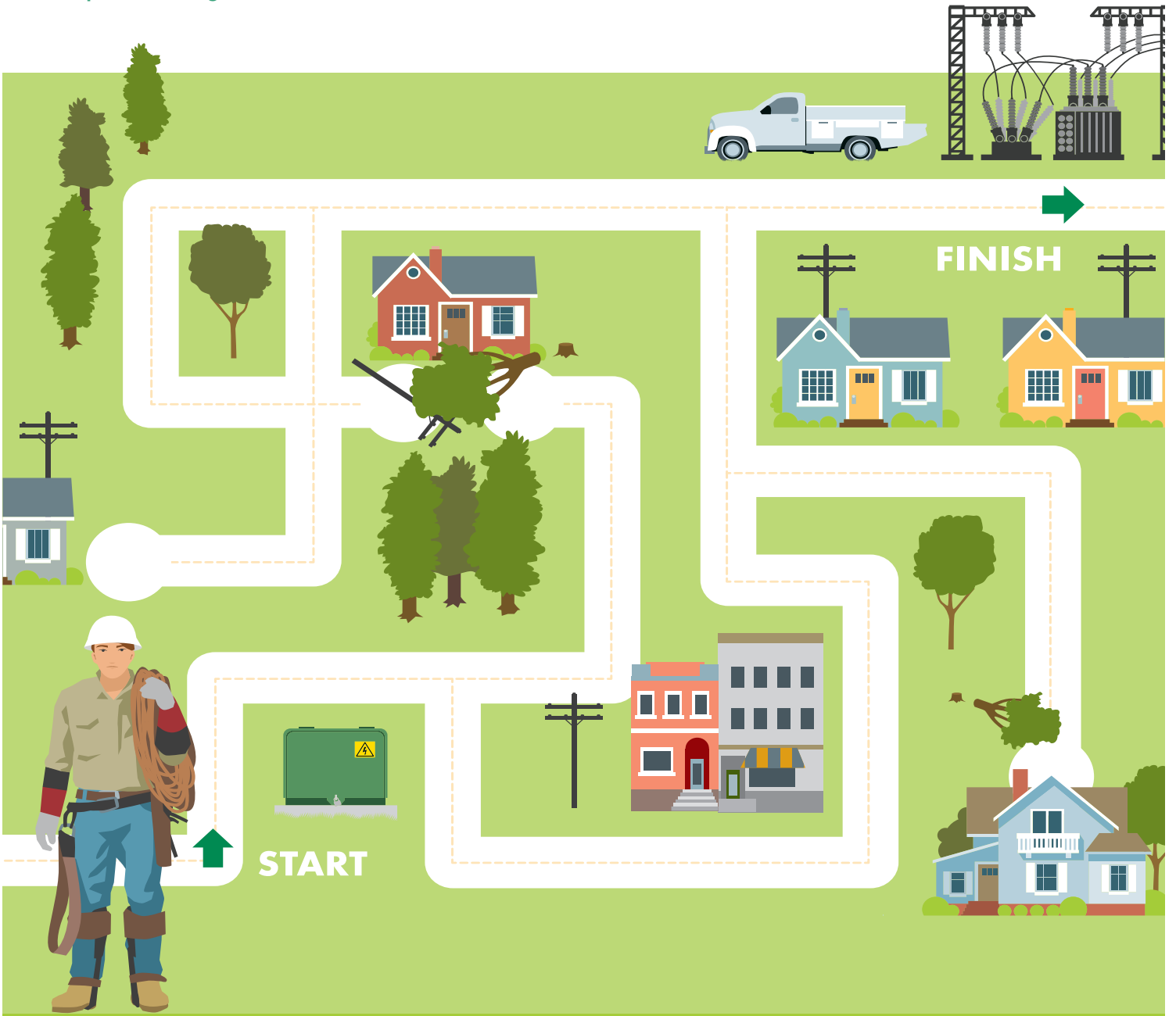




Did you know all co-ops use the same set of seven principles to guide their work?

# HELP THE LINEWORKER RESTORE POWER

Occasionally, severe weather can cause power disruptions. When outages occur, our lineworkers get to work! They restore power as quickly and safely as possible.

Help the lineworker reach the transformer to fix the power outage.






© NRECA

# DO YOU KNOW ABOUT LINEWORKERS?


Every April, we celebrate lineworkers and the hard work they do to make sure we have electricity to power our lives.

How much do you know about lineworkers?

Take the quiz below to find out! (Use the answer key to check your work.)



1. Lineworkers have to wear a lot of gear to do their jobs. A lineworker's gear can weigh up to \_\_\_\_\_.  
a. 15 pounds                      b. 50 pounds                      c. 80 pounds
2. Lineworkers maintain and repair electrical lines, but they do not install them.  
a. True (no installation)              b. False (They maintain, repair and install lines.)
3. There are approximately \_\_\_\_\_ lineworkers in the United States.  
a. 50,000                      b. 90,000                      c. 120,000
4. Lineworkers must wear \_\_\_\_\_ clothing to protect them from a possible electric arc while working.  
a. fire resistant                      b. extra thick                      c. leather or rubber
5. Lineworkers must wear special conductive boots when climbing a steel structure.  
a. True                      b. False




4 Answer Key: 1) b. 50 pounds 2) b. False 3) c. 120,000 4) a. fire resistant 5) a. True



# SPOT THE BIGGEST ENERGY USER

We use electricity every day, but we rarely think about the appliances and electronics that consume the most energy. Can you spot the biggest energy users?

Review each grouping below, then circle or color the one that you think consumes the most energy. Check your work in the answer key.

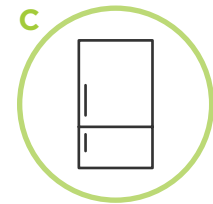
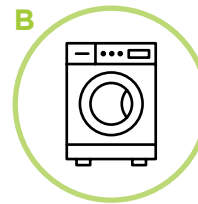


1.

A) Heating and Cooling Unit

B) Clothes Washer

C) Refrigerator

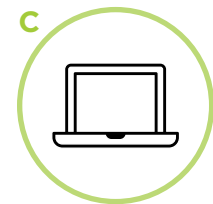
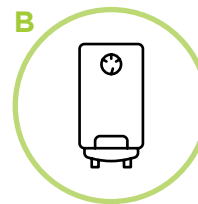
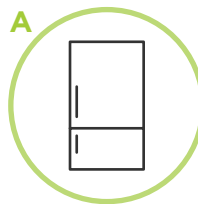


2.

A) Refrigerator

B) Water Heater

C) Laptop Computer

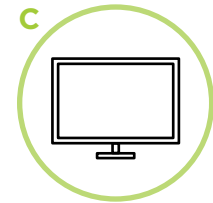
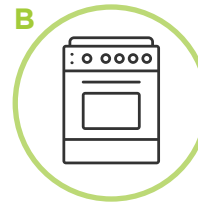
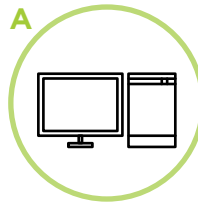


3.

A) Desktop Computer

B) Electric Oven

C) TV


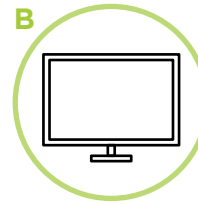



4.

A) LED Lights

B) TV

C) Clothes Dryer





Answer Key: 1. A 2. B 3. B 4. C




## Save Energy!

- Wash clothing in cold water and air dry when possible.
- Only run full loads in the dishwasher.
- Turn off lights when you leave a room.
- Take short showers instead of baths.
- Unplug electronic devices when not in use.

# Ways to Save with **WILLIE WIREDHAND**



© NRECA




© NRECA



# ENERGY CONSERVATION BINGO

Cross off a square for each energy conservation task you complete. Share this with your friends and family to see who can get a "BINGO" first!




B	I	N	G	O
Turn water off while brushing your teeth	Use a reusable bag	Close blinds & curtains to reduce heat in your home	Turn off lights when you leave a room	Take short showers instead of baths
Unplug unused phone chargers	Collect items to recycle	Close the fridge door after you are done	Use cold water when washing clothes	Dry heavy linens outside on a clothesline
Take a 5-minute shower	Use solar lights outdoors	<b>FREE</b>	Ask an adult to help you plant a tree	Turn off TV when not in use
Carpool with friends	Pick up trash	Only do full laundry loads	Ride a bike or walk to school	Use both sides of a piece of paper
Use a reusable water bottle	Use a smart power strip	Turn off ceiling fans when you leave the room	Use rechargeable batteries in your toys	Read a book instead of watching TV



# FAMILY PICNIC COLORING SHEET

An outdoor picnic is a great way to spend time with your family! Cooking outdoors also helps you save energy because you don't have to use appliances that heat up your home.



# ELECTRICAL SAFETY WORD SCRAMBLE

Electricity is essential for our daily lives, but it can also be dangerous if you don't play it safe!

Read the safety tips below and unscramble the bolded text to complete the phrase. Use the answer key to double check your work.



1. Never place extension **rdsoc** under rugs or carpet.

---

2. Make sure electrical cords are not **yrafde** or broken.

---

3. Smoke **maalsr** should be tested every month.

---

4. Place electrical cords in areas where you won't **itpr** on them.

---


5. Keep flammable items at least 3 feet away from space **shetear**.

---

6. Electricity and **rwtea** never mix.

---


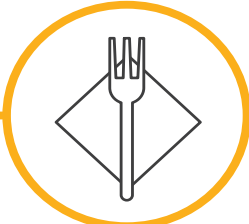
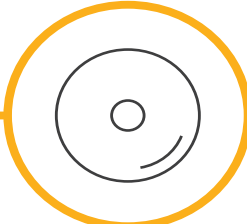



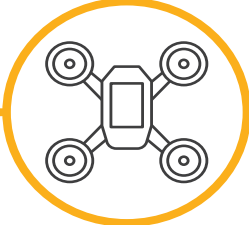


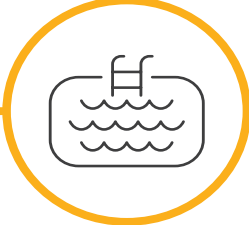


# SPOT THE ELECTRICAL HAZARD



After you complete this activity, color the items with crayons or colored pencils.


When combined, electricity and common items that seem harmless can create dangerous situations. Look at the items grouped below, then circle the two items that (when combined) create an electrical hazard.

Check your work in the answer key.

<b>1</b>	 toaster	 fork	 bagel
<b>2</b>	 hairdryer	 electrical outlet	 running water
<b>3</b>	 drone	 power lines	 picnic
<b>4</b>	 swimming pool	 floatie	 extension cord

Answer key: 1) fork & toaster 2) hairdryer & water or outlet & water 3) drone & power lines 4) extension cord & pool

# HOW SOLAR PANELS WORK WORD SEARCH



Did you know energy from the sun can be used to create electricity? Read the following information about how solar panels work, then find and circle the **bolded** words in the puzzle.

Solar panels contain **photovoltaic** cells that convert **sunlight** into electricity.


Sunlight hits the **solar** panels and generates a direct current.

The direct **current** flows to an inverter, which converts it to an alternating current. (This is the kind of electricity we use in our homes.)

The alternating current flows from the **inverter** to the home's breaker box, where it's used to **power** appliances and electrical devices in your home.



If the solar **panels** generate more electricity than the home needs, the unused **electricity** is sent back to the power lines.

T	N	B	S	T	T	G	Z	O	V	S	U	Y	V	K
P	H	Y	I	C	T	N	H	Z	O	V	K	W	Z	A
P	B	N	G	E	O	Z	E	L	P	L	K	K	B	R
G	H	T	Q	Y	N	P	A	R	F	N	R	C	A	E
R	X	O	D	W	G	R	Q	W	R	B	Z	S	U	T
S	P	K	T	X	D	S	T	O	Y	U	T	U	Q	R
V	O	U	U	O	S	L	E	N	A	P	C	Y	S	E
F	F	S	W	R	V	X	E	H	Z	P	D	W	U	V
H	F	B	E	X	I	O	B	Q	G	F	P	Y	N	N
I	V	W	I	W	O	N	L	E	F	P	X	V	L	I
X	O	Y	C	Z	J	K	Z	T	A	J	F	F	I	F
P	R	X	S	F	Z	K	E	U	A	D	P	Q	G	V
B	K	E	L	E	C	T	R	I	C	I	T	Y	H	G
V	S	B	F	U	E	I	U	E	J	N	C	C	T	Z
J	M	T	V	H	W	S	M	V	O	K	E	L	R	N



In September, we celebrate  
**National Farm Safety  
and Health Week**

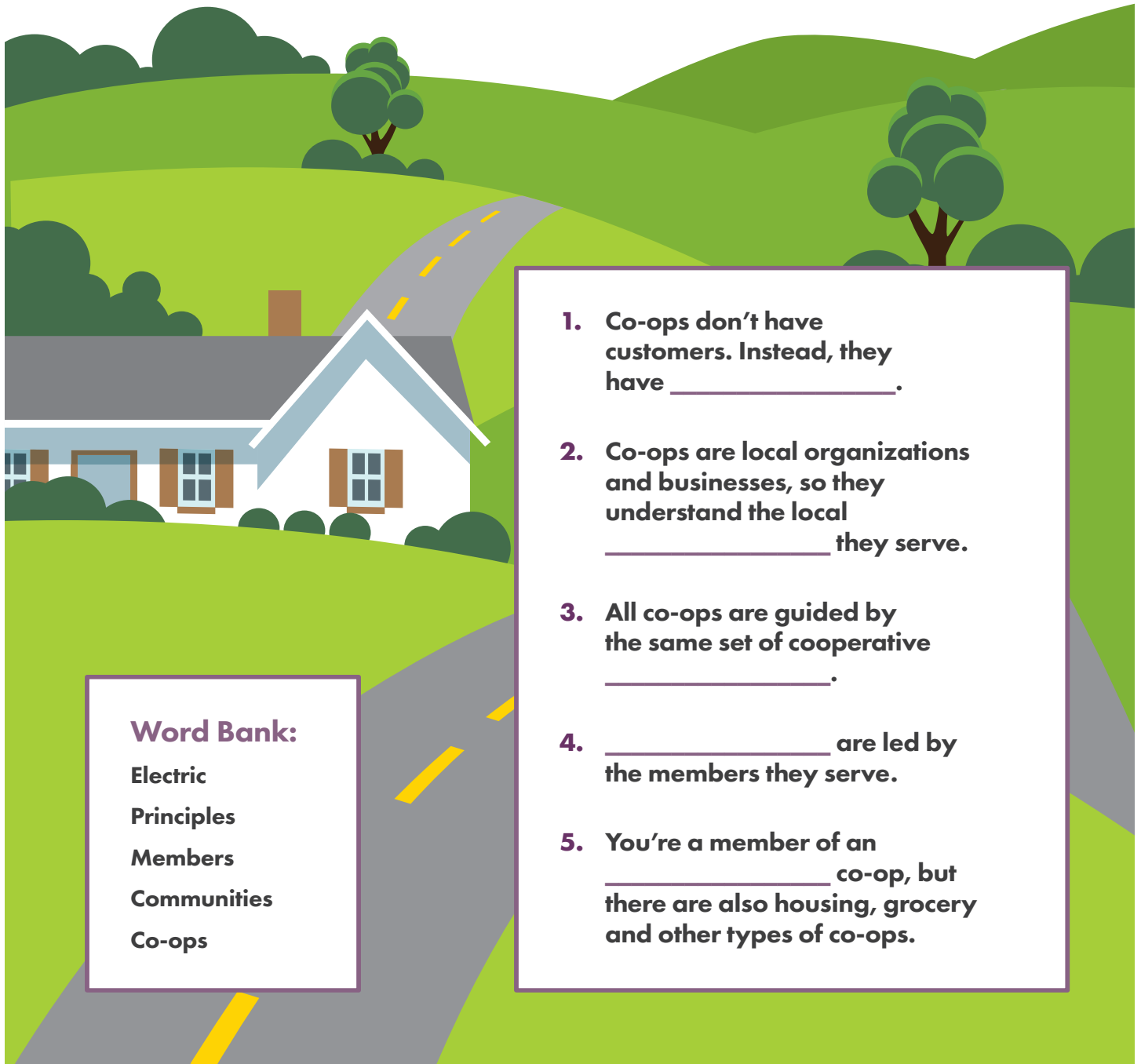

Whether you live on a farm or in the city, always play it safe near power lines and other electrical equipment.



# COOPERATIVE FILL-IN-THE-BLANK

As a member of an electric cooperative (also known as a co-op), you're part of something special! Read the facts about co-ops below and use the word bank to fill in the blanks.

Check your work in the answer key.



## Word Bank:


Electric  
Principles  
Members  
Communities  
Co-ops

1. Co-ops don't have customers. Instead, they have \_\_\_\_\_.
2. Co-ops are local organizations and businesses, so they understand the local \_\_\_\_\_ they serve.
3. All co-ops are guided by the same set of cooperative \_\_\_\_\_.
4. \_\_\_\_\_ are led by the members they serve.
5. You're a member of an \_\_\_\_\_ co-op, but there are also housing, grocery and other types of co-ops.

# COOPERATIVE WORD SEARCH

As a member of an electric cooperative, you're part of something special!


Read the facts below to learn how co-ops are unique, then find and circle the **BOLDED** words in the puzzle.



## WORD BANK:


- **COOPERATIVES** are local organizations and businesses, so they understand the communities they serve.
- Co-ops don't have customers; instead, they have **MEMBERS**.
- All co-ops are guided by the same set of cooperative **PRINCIPLES**.
- "Concern for **COMMUNITY**" is the seventh cooperative principle.
- Co-ops are led by the members they **SERVE**.
- You're a member of an **ELECTRIC** cooperative, but there are also housing, grocery and other types of co-ops.





# ENERGY EFFICIENCY CALENDAR


There are so many ways you can save energy! Saving energy helps reduce your family's monthly bills – and it helps our environment. Change your energy use habits by following the monthly tips below. Keep this calendar on your refrigerator to remind family members to be energy efficient throughout the year.



JANUARY	FEBRUARY	MARCH	APRIL
<p>Turn off ceiling fans when you leave the room.</p> 	<p>Instead of turning up the heat, put on an extra layer of clothing or stay cozy under a blanket.</p>	<p>Turn off lights when you leave a room.</p> 	<p>Ask an adult to help you plant a tree to help shade your home in the summer.</p>
MAY	JUNE	JULY	AUGUST
<p>Decorate your backyard or porch with solar-powered lights.</p>	<p>Take short showers instead of baths.</p> 	<p>Dry heavy linens outside on a clothesline instead of using the dryer.</p>	<p>Ask an adult to help you schedule a reminder to change the A/C filter every 60-90 days.</p>
SEPTEMBER	OCTOBER	NOVEMBER	DECEMBER
<p>Turn off running water while brushing your teeth.</p> 	<p>Unplug energy vampires, like chargers, gaming consoles and cable/satellite boxes.</p>	<p>Remind family members to use cold water when washing clothes.</p> 	<p>Decorate your home with energy-saving LED holiday lights.</p>

# PLEDGE TO SAVE ENERGY

You can help the planet by saving energy at home and at school. Take the pledge to save energy this year by completing the form below. Post it on your refrigerator or at school to remind others about easy ways to save energy and help our environment.



## I Pledge to Save Energy



Name: \_\_\_\_\_

I pledge to do my part to save energy and help our planet. Every day, I'll do the following to save energy at home and/or at school.

### My Daily Energy-Saving Plan:

1. \_\_\_\_\_  
\_\_\_\_\_
2. \_\_\_\_\_  
\_\_\_\_\_
3. \_\_\_\_\_  
\_\_\_\_\_

Need some ideas to help you get started? Here are a few easy ways you can save energy every day.

- Turn off all lights when you leave a room.
- Unplug phone and other device chargers when they're not being used.
- Turn off running water while brushing your teeth.
- Remind family members to wash clothes in cold water.
- Turn off ceiling fans when you leave a room.



# Jump River Electric Cooperative, Inc.

Since 1938

Your Touchstone Energy® Cooperative



PO BOX 99, LADYSMITH WI 54848  
PHONE: 715-532-5524

